

Variable Speed Gas Springs

Push Type Gas Springs with Speed Control Facility

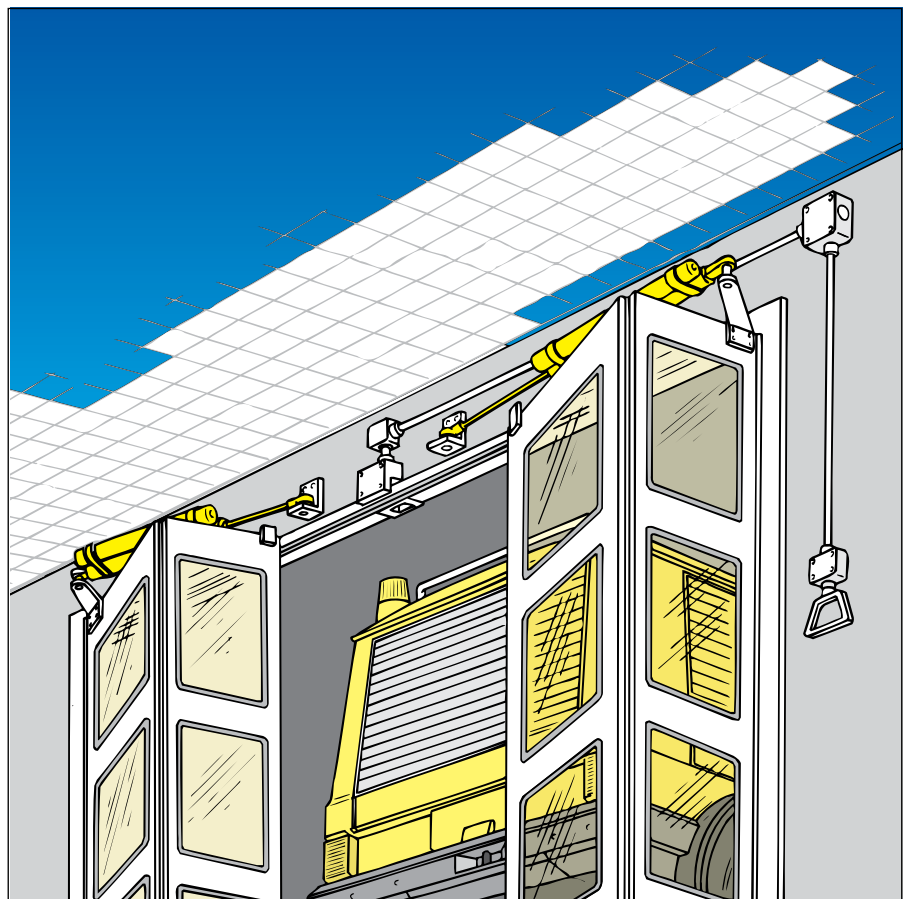
DICTATOR offers **the double cylinder gas spring** for use in situations where the **extending speed** of the push type gas spring needs to be **adjustable**.

For example, when folding doors in a Fire Station open, an appropriate piston rod extending speed is required.

The double cylinder combines the gas spring system with that of a hydraulic damper. The two cylinders are joined together by a connector with an integrated hydraulic valve.

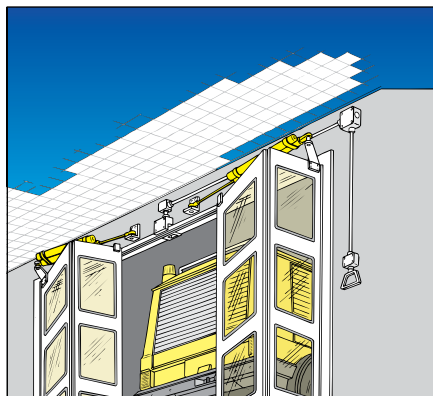
The extending speed can be adjusted by the adjusting screw at any time.

The double cylinder is also available with **final damping** so the movement before the final position can once again be slowed gently (important with high extending speed). This prevents the leaves of folding doors from crashing together.



Technical Data

Piston rod diameter	14 mm
Cylinder diameter	28 mm
Force	150 N - 1000 N
Stroke length	100 mm - 700 mm
Extending speed	adjustable between 0.1 - 0.4 m/sec.
Final damping	max. 100 mm (please indicate when ordering)
Operating temperature	-10 °C to +80 °C
Maximum number of strokes	6 strokes per min



DICTATOR SEH Variable Speed Gas Springs

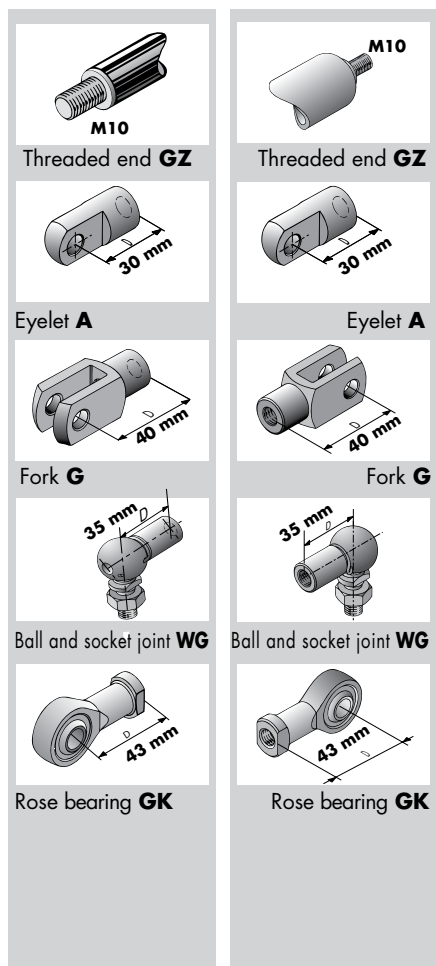
DICTATOR variable speed gas springs are usually used on folding doors, for which we offer a standard design (see below). All other double cylinders are however manufactured according to your requirements, just as with other DICTATOR gas springs.

When ordering your variable speed gas spring, please make sure you inform us whether you require final damping or not.

End Fittings

On piston rod

On cylinder



Exact dimensioned drawings for the above end fittings can be found on pages 06.061.00 - 06.064.00.

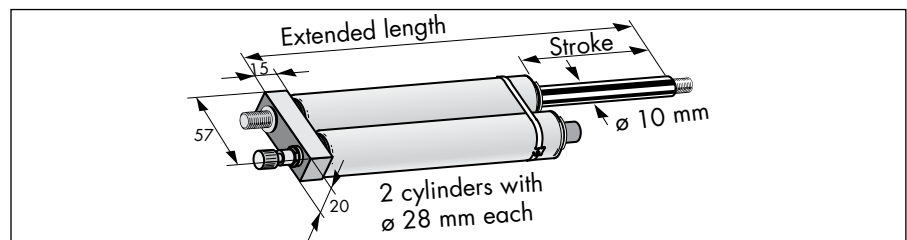
Type of damping for SEH

1 = damping on extending stroke

Determining Your SEH Variable Speed Gas Spring

With help of the following table you can easily find the correct variable speed gas spring if you already know the necessary stroke and end fittings.

If you require a variable speed gas spring not only with threaded ends, but also, for example, an eyelet on the piston rod or both ends, then simply add the measurement D given in the drawings of the end fittings to the extended length to achieve the total length.



	Type SEH	See page
1. Piston rod diameter:	<input type="text" value="14 mm"/>	06.082.00
2. Cylinder diameter:	<input type="text" value="28 mm"/>	06.082.00
3. Stroke (100 mm - 700 mm):	<input type="text"/>	06.082.00
4. Type of damping:	<input type="text" value="1"/>	06.005.00
5. Force (150 N - 1000 N):	<input type="text"/>	06.083.00
6. Compressed length (= extended length - stroke):	<input type="text"/>	06.084.00
7. Extended length (total length):	<input type="text"/>	06.084.00
a) without final damping min. 2 x stroke + 80 mm + measurement D of end fittings b) with final damping min. 2 x stroke + 105 mm + measurement D of end fittings		
8. Piston rod end fitting (see drawing for symbol):	<input type="text"/>	06.061.00
9. Cylinder end fitting (see drawing for symbol):	<input type="text"/>	06.061.00
10. Final damping (with / without):	<input type="text"/>	06.008.00

Standard SEH variable speed gas spring model for folding doors

SEH14-28-310-1/1000N-500-810-G10-GZA10/E part no. 14280310SEH-0101113
 final damping (E) 100 mm